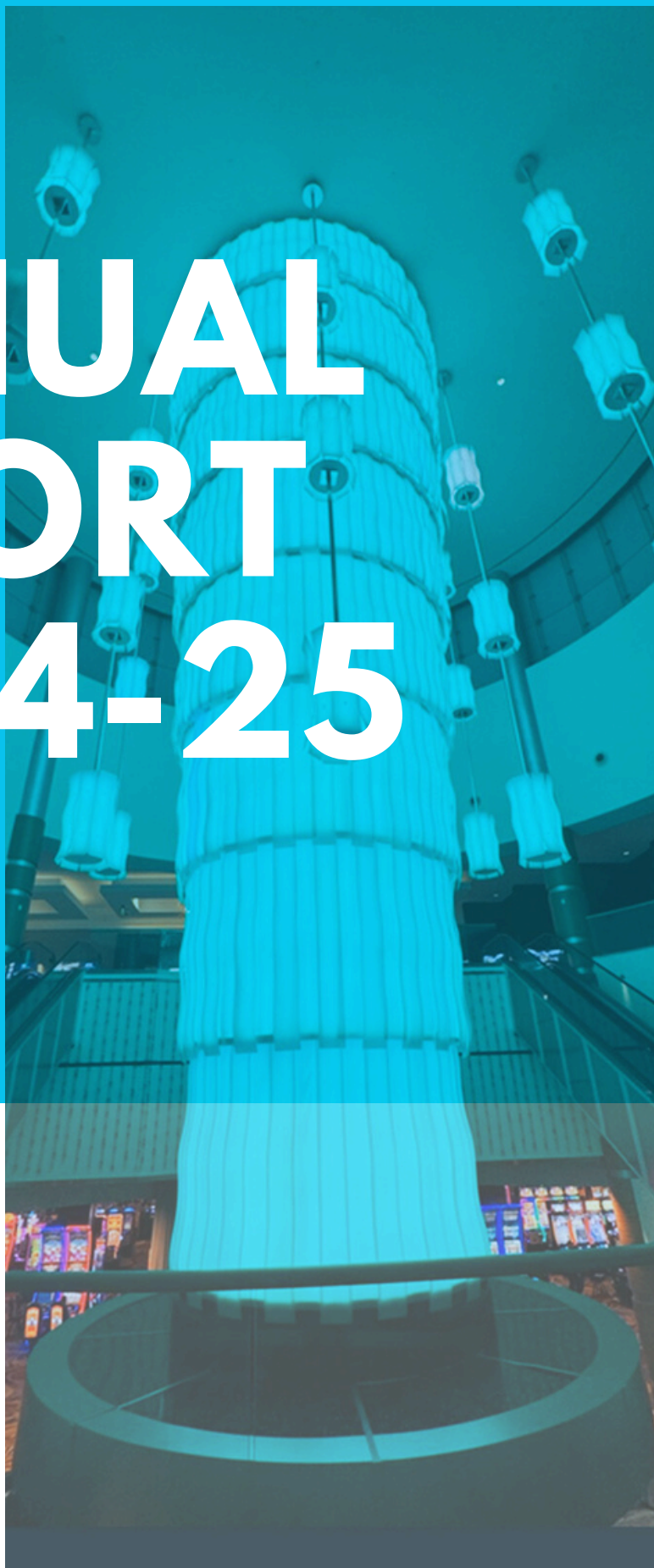


ANNUAL REPORT 2024-25



www.patsainc.org

1-800-990-3300



PROGRAM IMPACT

Information & Advocacy

372

PATSA responded to 372 phone calls and emails to support families, schools, and community members in understanding Tourette and standing up for the rights of those affected.

Professional Trainings on Tourette Syndrome

40

30 Educator Trainings to reach 546 school staff
4 Peer Trainings to reach 98 students
6 Healthcare Trainings to reach 279 medical professionals

Meetings to support families

37

Meetings in the following counties: Allegheny, Berks, Butler, Erie, Fulton, Jefferson, Montgomery, Warren, Washington, and York.

Community Outreach & Events

34

PATSA staff attended & hosted 34 events, from monthly attendance at TS Clinic to our 19th Annual TS Family Camp and “Light Your Town Teal” to promote awareness of TS and our organization.

PROGRAM FEEDBACK

Quotes from program participants:

“I loved the Pledge of Allegiance exercise. Very powerful. A great training. Succinct and informative. I was definitely guilty of believing I knew more than I actually did. Thank you!”
Anonymous Educator



“I have been in education for 14 years and this is one of the best and informative trainings I have been too. Please keep doing this work, it's so imperative.” Anonymous Educator

“I thought there were concrete interventions which means that I will be able to apply this to my practice. I also was not aware of your organization, so now I will be able to share this with our families.” Anonymous School Nurse

“Patsa has been an amazing help for my family. I did not even know where to begin with getting help with my son for school. I am very thankful for all the help I received.” Parent

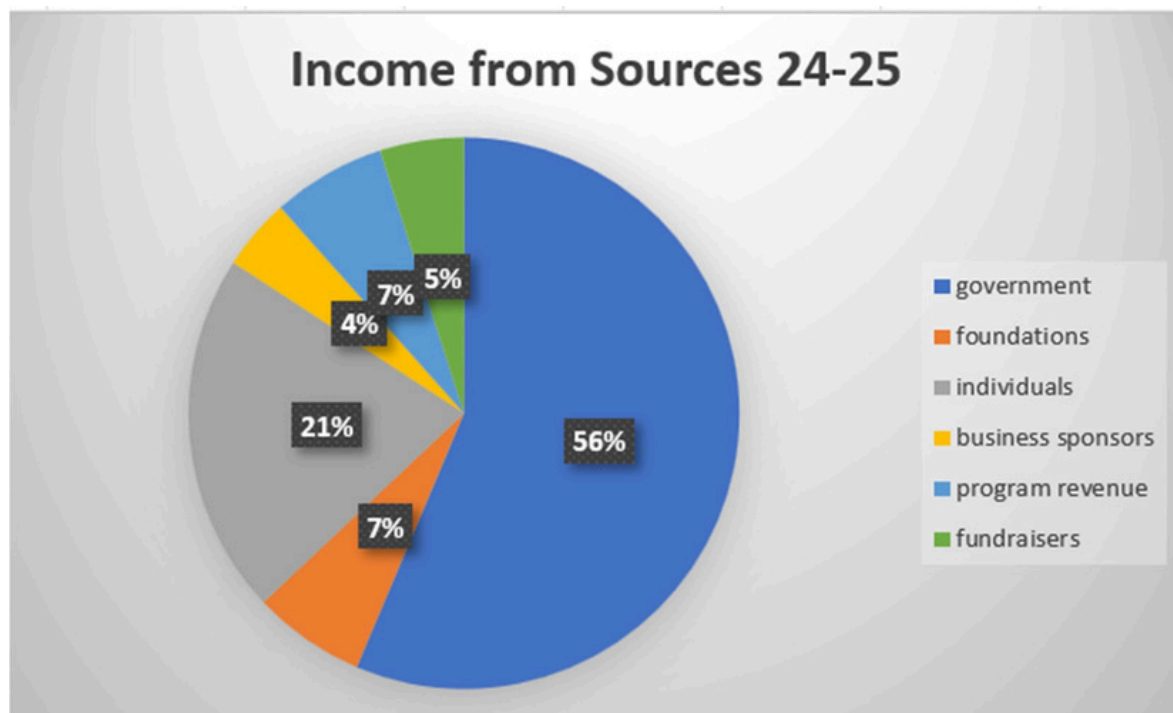
“To us this camp gives us hope and a family to lean on and share and learn with. Without this camp, we would be nowhere near as knowledgeable as we are now.” Parent at camp

Light Your Town Teal Awareness--25 Buildings and Landmarks across PA



DONATIONS BY CATEGORY

Total income for fiscal year July 1, 2024- June 30, 2025 = \$282,086



Government Grant = \$159,000

Foundation Grants = \$18,650

Individuals = \$59,884

Business Sponsors = \$11,850

Program Revenue = \$18,808

Fundraisers = \$13,893